

Manual brake bending machines

HSBM – Manual brake bending machines, heavy-duty versions



- ▶ Easy to use
- ▶ Heavy, compact welded design
- ▶ Very low maintenance requirements
- ▶ With full-width acute bending rail

- ▶ For easy bending and precise adjustment of the bending angle thanks to stop with scale
- ▶ Sheet thickness can be set via bending beam

- S models**
 - ▶ With segmented top tools
- SH models**
 - ▶ With high, segmented crowbar tools

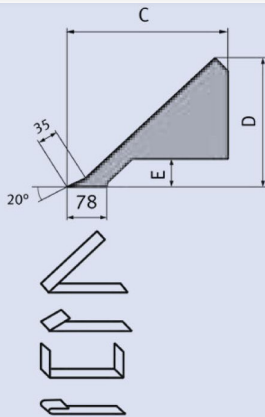


| Type | Segmentation HSBM S / HSBM SH |
|---------------------|--|
| HSBM 1520-20 S / SH | 25-30-35-40-45-50-75-100-150-220-250-500 |
| HSBM 2020-20 S / SH | 25-30-35-40-45-50-75-100-150-200-270-400-400 |
| HSBM 2520-16 S / SH | 25-30-35-40-45-50-75-100-150-200-270-400-400-500 |
| HSBM 3020-12 S / SH | 25-30-35-40-45-50-75-100-150-200-270-400-400-500-500 |

More brake bending machines available on request!

| Model | Max. working width | Sheet thickness max.* | Passageway between top + bottom beam max. | Bending angle max. | Weight | Dimensions L x W x H in mm | Art. no. | | | |
|-----------------|--------------------|-----------------------|---|--------------------|----------|----------------------------|----------|--|--|--|
| HSBM 1520-20 | 1 520 mm | 2.0 mm | 140 mm | 135° | 850 kg | 2 680 x 560 x 1 255 | 3779001 | | | |
| HSBM 2020-20 | 2 020 mm | 2.0 mm | 140 mm | 135° | 1 130 kg | 2 695 x 560 x 1 255 | 3779002 | | | |
| HSBM 2520-16 | 2 520 mm | 1.6 mm | 140 mm | 135° | 1 320 kg | 3 195 x 560 x 1 255 | 3779003 | | | |
| HSBM 3020-12 | 3 020 mm | 1.2 mm | 140 mm | 135° | 1 900 kg | 3 695 x 560 x 1 255 | 3779004 | | | |
| HSBM 1520-20 S | 1 520 mm | 2.0 mm | 140 mm | 135° | 850 kg | 2 680 x 560 x 1 255 | 3779010 | | | |
| HSBM 2020-20 S | 2 020 mm | 2.0 mm | 140 mm | 135° | 1 080 kg | 2 695 x 560 x 1 255 | 3779011 | | | |
| HSBM 2520-16 S | 2 520 mm | 1.6 mm | 140 mm | 135° | 1 320 kg | 3 195 x 560 x 1 255 | 3779012 | | | |
| HSBM 3020-12 S | 3 020 mm | 1.2 mm | 140 mm | 135° | 1 900 kg | 3 695 x 560 x 1 255 | 3779013 | | | |
| HSBM 1520-20 SH | 1 520 mm | 2.0 mm | 140 mm | 93° | 850 kg | 2 680 x 560 x 1 255 | 3779020 | | | |
| HSBM 2020-20 SH | 2 020 mm | 2.0 mm | 140 mm | 93° | 1 080 kg | 2 695 x 560 x 1 255 | 3779021 | | | |
| HSBM 2520-16 SH | 2 520 mm | 1.6 mm | 140 mm | 93° | 1 320 kg | 3 195 x 560 x 1 255 | 3779022 | | | |
| HSBM 3020-12 SH | 3 020 mm | 1.2 mm | 140 mm | 93° | 1 900 kg | 3 695 x 560 x 1 255 | 3779023 | | | |

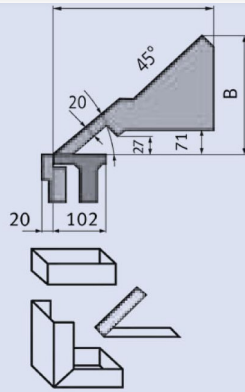
*Performance data for material with tensile strength of 400 N/mm²; bending performance stainless steel (VA) = factor 0.75; bending performance aluminium = 1.2; optional tempering of the material is necessary for bending stainless steel (VA);



Dimensions
Bending beam HSBM

| L | C | D | E |
|------|-----|-----|----|
| 1500 | 340 | 305 | 49 |
| 2000 | 340 | 305 | 49 |
| 2500 | 345 | 310 | 49 |
| 3000 | 345 | 310 | 49 |

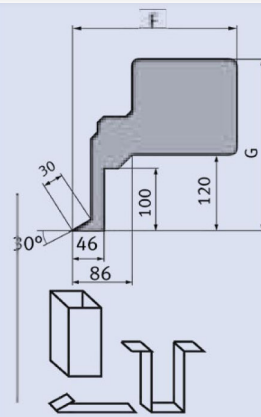
Width of bending rail 20 mm



Dimensions
Bending beam HSBM S

| L | A | B |
|------|-----|-----|
| 1500 | 360 | 335 |
| 2000 | 360 | 335 |
| 2500 | 370 | 340 |
| 3000 | 370 | 340 |

Width of bending rail 20 mm



Dimensions
Bending beam HSBM SH

| L | F | G |
|------|-----|-----|
| 1500 | 290 | 320 |
| 2000 | 290 | 320 |
| 2500 | 310 | 340 |
| 3000 | 310 | 340 |

Width of bending rail 20 mm



► Easy, manual adjustment of the bending angle thanks to stop with scale

Accessories



► Roller shears for sheet thicknesses up to 0.8 mm

Accessories



► Rear stop with hand wheel and measuring device



HSBM 3020-12

HSBM 1520-20 S

| Accessories HSBM 1520-20 / S / SH | Art. no. |
|--|-----------------|
| Rear stop with two arms, T grooves and tilting cams, 100 - 1 000 mm | 3797000 |
| Rear stop with hand wheel, measuring device and full-width beam, 75 - 760 mm | 3797010 |
| Roller shears for sheet thicknesses up to 0.8 mm | 3797030 |
| Option HSBM 1520-20 / S / SH (ex works only!) | Art. no. |
| Rear stop, hand wheel, measuring device and stop fingers 6 - 760 mm | 3797020 |

| Accessories HSBM 2020-20 / S / SH | Art. no. |
|--|-----------------|
| Rear stop with two arms, T grooves and tilting cams, 100 - 1 000 mm | 3797001 |
| Rear stop with hand wheel, measuring device and full-width beam, 75 - 760 mm | 3797011 |
| Roller shears for sheet thicknesses up to 0.8 mm | 3797031 |
| Option HSBM 2020-20 / S / SH (ex works only!) | Art. no. |
| Rear stop, hand wheel, measuring device and stop fingers 6 - 760 mm | 3797021 |

| Accessories HSBM 2520-16 / S / SH | Art. no. |
|--|-----------------|
| Rear stop with two arms, T grooves and tilting cams, 100 - 1 000 mm | 3797002 |
| Rear stop with hand wheel, measuring device and full-width beam, 75 - 760 mm | 3797012 |
| Roller shears for sheet thicknesses up to 0.8 mm | 3797032 |
| Option HSBM 2520-16 / S / SH (ex works only!) | Art. no. |
| Rear stop, hand wheel, measuring device and stop fingers 6 - 760 mm | 3797022 |

| Accessories HSBM 3020-12 / S / SH | Art. no. |
|--|-----------------|
| Rear stop with two arms, T grooves and tilting cams, 100 - 1 000 mm | 3797003 |
| Rear stop with hand wheel, measuring device and full-width beam, 75 - 760 mm | 3797013 |
| Roller shears for sheet thicknesses up to 0.8 mm | 3797033 |
| Option HSBM 3020-12 / S / SH (ex works only!) | Art. no. |
| Rear stop, hand wheel, measuring device and stop fingers 6 - 760 mm | 3797023 |